

# Barrier systems



**ELKA**  
MOVEMENT BRINGS MORE

# The barrier controllers

## MO 63 "Komfort"

The MO 63 proves itself daily in more than 50,000 barriers. It still is the suitable controller for many applications.

## MO 64 "Plus"

The MO 64 has three integrated 1-channel loop detectors. It is network-compatible via modules TCP/IP or RS 485.



Technical data	MO 63 "Komfort"	MO 64 "Plus"
Range of application	Series "Parking", "Industrial", "Koloss"	Series "Parking", "Industrial", "Koloss"
Loop detectors	Socket for 1-channel plus 2-channel detector	Three 1-channel detectors integrated
Module TCP/IP or RS 485	-	optional
Multi-functional relay (make contact), potential-free, max. 24V, 1A	-	4 (freely programmable)
Multi-functional relay (make contact), 230V, max. 120W	-	2 (freely programmable)
4x7-segment-display	-	●
Input for constant open	●	●
Input for constant closed	●	●
Cycles counter	-	●
Service counter, settable	-	●
Reset-function	-	●
Error memory	-	●
Automatic closure	0-300s programmable	0-655s programmable
Pre-warning time OPEN	1.5s or 4s programmable	0-655s programmable
Pre-warning time CLOSE	4s programmable	0-655s programmable
12Vdc and 24Vdc, stabilized, each 500mA, together 700mA, for periphery equipment	●	●
Flashing light 230V connectable	●	●
Traffic light connection, 230V, red or green	●	●
Photo-cell connection with testing function for max. 6 photo-cells	●	●
Running time control	●	●
Re-opening on obstacles without safety contact profile	●	●
Status indication	●	●
One-button operation with serial switching	●	●
Three-button operation (OPEN-STOP-CLOSE)	●	●
Dead man's mode	-	selectable
Indication boom open/closed	●	●
Vehicle counter	-	●
Freeze mode selectable	-	●
Barrier reverses immediately after a definite closing signal	selectable	selectable
Storing of opening signals	selectable (up to 2 signals)	selectable (up to 9 signals)
Socket for radio remote control receiver	●	●
TRIACS	●	●
Information is saved during power failure	●	●
Power supply	230V/50Hz	230V/50Hz



# Series "Industrial"

## ES 50 to ES 80




Type	Boom length/profile (mm)	Effective boom length (mm)	Running time (s)
ES 50	up to 5,000 x 100 x 50	up to 5,140	approx. 4.0
ES 50S*	up to 5,000 x 100 x 50	up to 5,140	approx. 4.0
ES 60	up to 6,000 x 138 x 60	up to 6,140	approx. 5.5
ES 60HS	up to 6,000 x 138 x 60	up to 6,140	approx. 4.0
ES 80	up to 8,000 x 138 x 60	up to 8,140	approx. 8.5

\* for numerous reversing

Controller MO 63 „Komfort“ or MO 64 „Plus“

For additional information see table on page 3.



Usable left/right  
with durable middle boom

Emergency release

Gearbox

Motor

Tensions springs  
for 250,000 cycles

Controller


Terminal row with  
2 sockets for loop  
detectors -  
1x1-channel plus 1x2-channel,  
3 loops connectable

Maintenance  
mains power outlet

With MO 63 "Komfort"

# Series "Koloss"


## KOLOSS 60 to KOLOSS 120



Type	Boom length/profile (mm)	Effective boom length (mm)	Running time (s)
KOLOSS 60	up to 6,000x170x140	up to 6,000	approx. 6.0
KOLOSS 90	up to 9,000x170x140	up to 9,000	approx. 9.0
KOLOSS 120	up to 12,000x170x140	up to 12,000	approx. 12.0

Controller MO 64 „Plus“.  
For additional information see table on page 3.





Usable left/right  
with durable  
middle boom

Maintenance  
mains power outlet

Controller

Gearbox

Motor

Tensions springs  
for 100,000 cycles

# Folding skirts and folding top and bottom skirts

Folding skirt 75  
for ES 50S, ES 60, ES 80 and KOLOSS



for KOLOSS max. boom length 10,000mm

Folding skirt 75,  
flat-rolled aluminium,  
15x3mm,  
white or red/white,  
750mm high,  
weight: 1.5kg/m

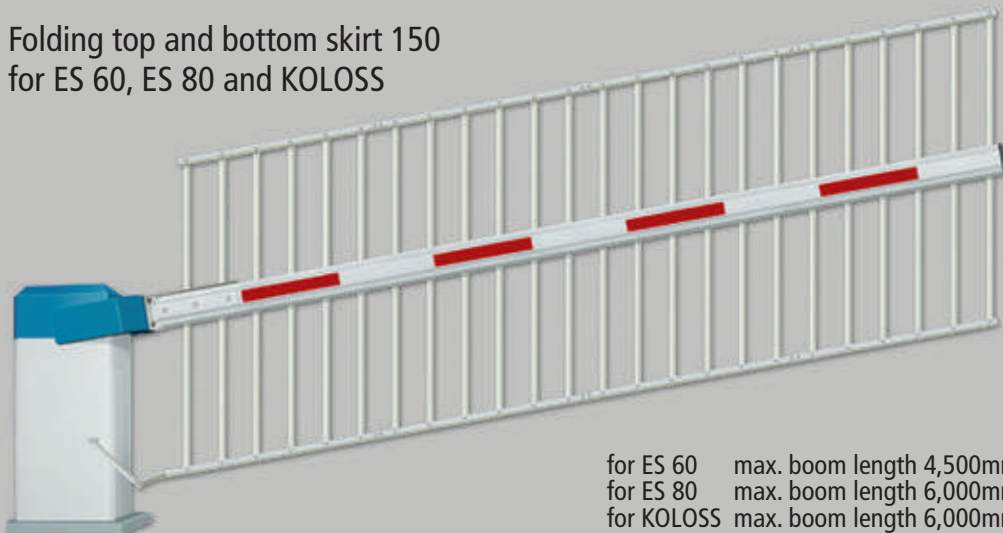
Folding skirt 150  
for ES 60, ES 80 and KOLOSS



for ES 60 max. boom length 4,500mm  
for ES 80 max. boom length 6,000mm  
for KOLOSS max. boom length 6,000mm

Folding skirt 150,  
aluminium circular  
tubes, 20mm, white,  
1,500mm high,  
weight: 3.9kg/m

Folding top and bottom skirt 150  
for ES 60, ES 80 and KOLOSS

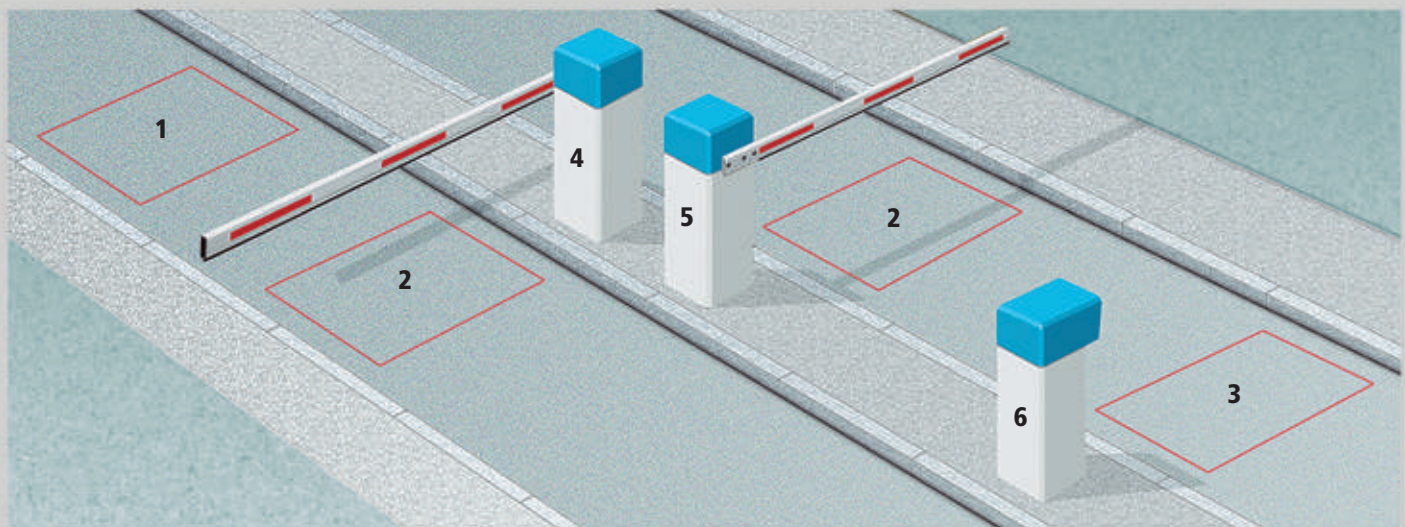


for ES 60 max. boom length 4,500mm  
for ES 80 max. boom length 6,000mm  
for KOLOSS max. boom length 6,000mm

Folding top and  
bottom skirt 150,  
aluminium circular  
tubes, 20mm, white,  
1,500mm high,  
weight: 3.8kg/m



# Induction loop for unobstructed entrance and exit



**1** Induction loop for automatic opening    **3** Induction loop indicating that a vehicle is present    **5** Entrance barrier  
**2** Induction loop for safety and closing    **4** Exit barrier    **6** Entrance terminal with access control

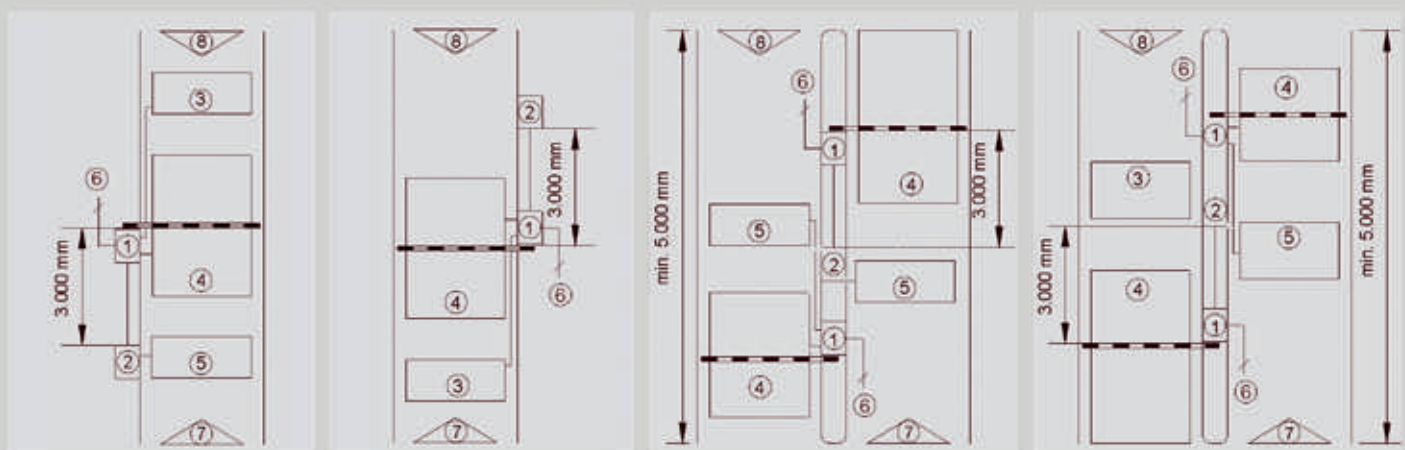
## 4 Variants

**Variant 1**  
 Access control e.g. with a key switch, when a vehicle is on the loop. Automatic exit with an opening loop. Safety of vehicles under the boom and closing of the barrier with induction loop.

**Variant 2**  
 Automatic entrance with an opening loop. Exit controls e.g. with tokens. Safety of vehicles under the boom and closing of the barrier with induction loop.


**Variant 3**  
 Access control e.g. with a key switch, when a vehicle is on the loop. Safety of vehicles under the boom and closing of the barrier with induction loops.

**Variant 4**  
 Access control e.g. with a key switch, when a vehicle is on the loop. Automatic exit with an opening loop. Safety of vehicles under the boom and closing of the barrier with induction loops.



**1** Barrier    **2** Access control devices    **3** Opening loop    **4** Safety/closing loop    **5** Presence loop    **6** Mains supply    **7** Entrance    **8** Exit

# Accessories



# Synoptical table series "Industrial" and "Koloss"

	ES 50	ES 50S	ES 60	ES 60HS	ES 80	KOLOSS 60	KOLOSS 90	KOLOSS 120
Barrier controller	MO 63 "Komfort" or MO 64 „Plus“					MO 64 "Plus"		
Boom length (mm)	5,000	5,000	6,000	6,000	8,000	6,000	9,000	12,000
Effective boom length (mm)	5,140	5,140	6,140	6,140	8,140	6,000	9,000	12,000
Running time approx. (s)	4.0	4.0	5.5	4.0	8.5	6.0	9.0	12.0
Duty cycle	100%	100%	100%	100%	100%	100%	100%	100%
Boom dimensions h/w (mm)	100x50	100x50	138x60	138x60	138x60	170x140	170x140	170x140
Boom weight (kg)	10.0	10.0	16.5	16.5	23.0	27.0	58.0	71.5
Usage left/right	yes							
Round boom	Ø 100mm, optional					no		
Swinging support or fixed support	mandatory					optional	mandatory	
Boom articulation kit optional	yes				no			
Folding skirt 75 optional	no	yes		no	yes			up to max. 10,000mm
Folding skirt 150 optional	no		up to max. 4,500mm	no	up to max. 6,000mm			
Folding top/bottom skirt 150 optional	no		up to max. 4,500mm	no	up to max. 6,000mm			
Housing w/l/h (mm)	aluminium, 450 x 400 x 1,100					aluminium, 720 x 656 x 1,250		
Standard colour, blue/white	hood RAL 5012, bottom part RAL 9010 - custom colours optional							
Temperature range	-20°C - +50°C, optional -40°C							
IP protection rating	IP44, optional IP64					IP44		
Barrier weight without boom (kg)	110	110	115	115	118	415	430	465
Reversing on obstacle	yes							
LED boom lighting, with toggle switch, integrated in the boom, optional	green = boom is open, red = boom is closed or in movement or constant red (not for round boom)							
Silhouette light for boom	red							
Mains supply	230V/50Hz - 115V/60Hz version optional							
Drawn power	0.26kW	0.37kW	0.25kW	0.37kW	0.26kW	0.55kW	0.55kW	1.1kW
Max. current consumption	2.5A	2.5A	2.5A	2.5A	3.1A	7.0A	7.0A	10.0A

ELKA barriers comply with the standards 2004/108/EG, 2006/95/EG and 2006/42/EG.



# Aluminium pillars and housings

Pillars with lockable, removable front panels

- 1 LS 550
- 2 LS 1100
- 3 ST 1100
- 3a ST 1850
- 4 CK 1100

Housing with hinged hoods and removable mounting panels

- 5 PKW 1100
- 6 PKW 1220
- 7 BUS 1850
- 8 PKW / LKW 2250

No.	Examples for use	Size (wxlxh) mm	Assembly dimensions (wxlxh) mm
1	1 Photoelectric barrier	80x100x550	75x80x160
2	2 Photoelectric barriers	80x100x1,100	75x80x160
3	Key switch, magnetic card reader	80x100x1,100	75x80x160
3a	2 Key switches, 2 magnetic card readers	80x100x1,850	top: 75x80x160 bottom: 75x70x160
4	Card readers, code switches	145x145x1,100	125x130x160
5	Various access control systems, intercom systems	350x300x1,100	330x250x195
6	Various access control systems, intercom systems	400x450x1,220	490x400x265
7	Various access control systems, intercom systems	350x300x1,850	330x250x195
8	Various access control systems, intercom systems	350x300x2,250	top: 330x250x195 bottom: 340x220x220

Colours: Hood blue (RAL 5012) Housing white (RAL 9010) - RAL



# sings

Ground plate mm	Installing through ...	Weight kg
160x140	Removable, lockable front panel	2.5
160x140	Removable, lockable front panel	4.7
160x140	Removable, lockable front panel	4.7
180x200	Removable, lockable front panel	7.0
220x220	Removable, lockable front panel	7.0
Internal mounting panel, incl. drilling template	Lockable access panel, hinged hood	20.0
Internal mounting panel, incl. drilling template	Lockable access panel, hinged hood	28.5
Internal mounting panel, incl. drilling template	Lockable access panel, hinged hood	28.0
Internal mounting panel, incl. drilling template	Lockable access panel, hinged hood	30.5

custom colours on request (additional charge)



# Manual barriers

up to 7,500mm effective boom length



Stabilization rope for EH 55L and up

## Locking devices



Locking device 1 and 2\*  
Profile cylinder lock at  
the barrier stand  
(optional)

Locking device 3 and 4\*  
Fire emergency release and  
profile cylinder lock at the  
barrier stand (optional)

Profile cylinder lock  
at the fixed support  
(optional)

Fire emergency release  
at the fixed support  
(optional)

Bolt for padlock  
-on site- at the fixed support  
(optional)

\* Version 2 and 4 with forced closure



## Barrier stand

made of galvanised steel, RAL 3002

## Catch-bolt

for automatic blocking

## Barrier boom

Made of aluminium, powder coated, white RAL 9010, with red reflective stripes, rubber tube on the underside

## Usage left/right

General technical data	EH 25L	EH 30L	EH 35L	EH 40L	EH 45L	EH 50L	EH 55L	EH 60L	EH 65L	EH 70L	EH 75L
Effective boom length (mm)	2,500	3,000	3,500	4,000	4,500	5,000	5,500	6,000	6,500	7,000	7,500
Boom dimensions (mm)	100x50										
Boom weight (kg)	5.3	6.4	7.4	8.4	9.5	10.5	16.6	17.6	18.7	19.7	20.7
Stabilization rope/boom	no						yes				
Swinging support or fixed support	optional			required							
Counterweights (quantity)	0	2	2	2	4	6	12	14	16	18	20



Your dealer:

We reserve the right to make technical alterations.

07/2015